

# ■ ■ ■ HELIFLU™ TLM

**Liquid Turbine Flowmeter Dedicated  
to High Accuracy Measurement  
of Low to Medium Viscosity Liquids**

*To Optimize your Liquid Hydrocarbons Transfer*




## Main Applications

Airport Refuellers  
Wagon & Road Tankers  
Loading Racks  
Light Products Transfer



**FAURE HERMAN**  
*Mastering the Flow*

**IDEX**  
LIQUID CONTROLS GROUP



# A Compact Metering Solution

## Key Technological Features

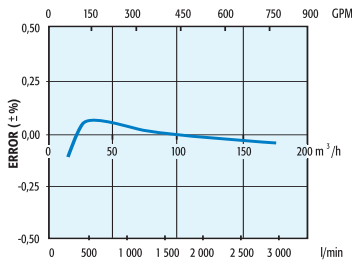
- Weight & space savings
- No upstream & downstream straight length needed
- Supports reverse flow
- Single K-factor for 2 liquids
- Integrated flow conditioner



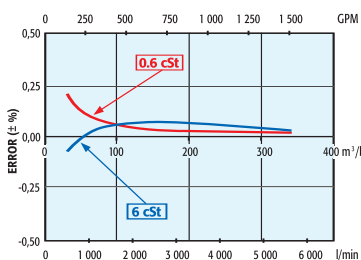
## Key Customer Advantages

- Low cost of ownership
- Easy installation
- Long-term reliability and stability
- Accurate measurement
- Compatible with a wide range of electronics

### Single Product Calibration



### Multi-viscosities



### TLM Values vs. PD Meter :

- Lower Pressure Drop*
- Lower Costs*
- Lower Weight*
- Lower Maintenance*
- Identical Size*
- Same or better Accuracy*

	3-30	3-50	3-70	3-110	3-150	4-70	4-110	4-150	4-200	4-300
K-factor (p/m <sup>3</sup> )	44 500	27 000	10 500	10 500	10 500	10 500	10 500	10 500	3 100	3 100
K-factor (p/l)	44.5	27	10.5	10.5	10.5	10.5	10.5	10.5	3.1	3.1
K-factor (p/gallon)	168.4	102.2	39.7	39.7	39.7	39.7	39.7	39.7	11.7	11.7
Min. linear flowrate (m <sup>3</sup> /h)	3	5	7	11	15	7	11	15	20	30
Min. linear flowrate (l/min.)	50	83	116	183	250	116	183	250	333	500
Min. linear flowrate (GPM)	13	22	30	48	66	30	48	66	88	132
Min. linear frequency (Hz)	37	37	20	32	44	20	32	44	17	26
Max. linear flowrate (m <sup>3</sup> /h)	30	50	70	110	150	70	110	150	200	300
Max. linear flowrate (l/min.)	500	833	1 166	1 833	2 500	1 166	1 833	2 500	3 333	5 000
Max. linear flowrate (GPM)	132	220	308	484	660	308	484	660	880	1 321
Max. linear frequency (Hz)	370	380	200	320	440	200	320	440	170	260
Weight (kg)	25	25	27	27	27	37.5	37.5	37.5	32	32
Length flange to flange (mm)	470	470	470	470	470	508	508	508	508	508
Length flange to flange (inch)	18.5	18.5	18.5	18.5	18.5	20	20	20	20	20
Pressure drop (mbar)	200	480	200	500	900	200	500	900	550	1 200

## Specifications

Environment	
Process temperature range	-40 to +180°C (-40 to +356°F)
Climatic protection	IP 65
Safety	
Ex ia version (with coil &/or preamp)	Compatible with installation in Zones 1 & 2 Group II 2G
Ex d version (with coil &/or preamp)	Compatible with installation in Zones 1 & 2 Group II 2G
Mechanical	
Meter size	Refer to the table,
Meter body material	Stainless steel
Flange material	Welding Neck ANSI 150/300 (stainless steel)
Impeller	Titanium or Aluminium
Connections	Cable-gland 3/4" NPT
Performances	
Accuracy	± 0.15 % of reading value on 1 product
Repeatability	± 0.25 % of reading value on 2 and 3 products
Turndown ratio	Better than ± 0.02 % on all products
	10 : 1 viscosity < 15 cSt
Electrical options	
Pick-up coil	Available
Pick-up coil + preamp.	Available



FAURE HERMAN

[www.liquidcontrolsgroup.com](http://www.liquidcontrolsgroup.com)

FAURE HERMAN - Route de Bonnétable - BP 20154 - 72406 La Ferté-Bernard Cedex - France  
Tel. : + 33 (0)2 43 60 28 60 - Fax : + 33 (0)2 43 60 28 70

Direct Sales - Tel. : +33 (0)2 43 60 28 95 - Fax : +33 (0)2 43 60 28 89  
E-mail : [fhprojects@idexcorp.com](mailto:fhprojects@idexcorp.com)

FAURE HERMAN METER Inc. - 6961 Brookhollow West Drive - Houston TX. 77040 (U.S.A.)  
Phone : +1713 623 0808 - Fax : +1713 623 2332 - E-mail : [fhsales@fhmi.com](mailto:fhsales@fhmi.com)